

Product Model LGS2000-F-10GE4GF-M

Product Image



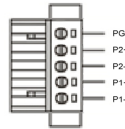
Product Overview

LGS2000-F-10GE4GF-M is a full Gigabit Ethernet switch, not only providing 10 Gigabit Ethernet ports for upgrading the existing network infrastructure, but also providing 4 Fiber ports for various applications such as new energy or surveillance with better redundancy. A full Gigabit network provides a higher bandwidth than the legacy Fast Ethernet network and reduces the response time for time-sensitive applications. With the powerful features, LGS2000-F series managed switches can easily to prioritize, partition and organize the network to provide reliable and high-quality services.

Technical Specification

<p><b>Ethernet</b> Store and forward, L2 wire-speed/non-blocking switching engine</p> <p><b>Standard</b> IEEE 802.3 10Base-T, IEEE 802.3u 100Base-Tx IEEE 802.3ab 1000Base-T, IEEE 802.3z 1000Base-X IEEE802.1D STP, IEEE802.1W RSTP, IEEE 802.1s MSTP IEEE802.3X(Full Duplex) and Back-Pressure(Half Duplex) IEEE802.1Q tag-based VLANs, IEEE802.1ad Double Tagging(Q in Q)</p> <p><b>Switch Properties</b> MAC Table: 8K MAX VLANs: 256 Packet Forwarding Rate: 4Mpps Switching Delay: &lt;5us</p> <p><b>Interface</b> Fiber Ports: 2 1000Base-X (SFP) RJ45 Ports: 8 10/100/1000 Base-Tx RJ45 ports</p> <p><b>Multicast protocols</b> IGMP V1 / V2 / V3 IGMP snooping and querying Immediate leave and leave proxy Throttling and filtering IEEE802.1ab Link Layer Discovery Protocol(LLDP)</p>	<p><b>Traffic management &amp; Qos</b> IEEE802.1P Qos Number of queues per port 8 SPQ, WRR, SPO+WRR port-based shaping</p> <p><b>Security</b> IP and MAC-based access control IEEE802.1X Authentication Network Access Control Multicast/Broadcast/Flooding Storm Control</p> <p><b>Management</b> Cisco-like CLI (command line interface) WEB-based Management SNMP v1, v2 and v3 Telnet, HTTPS, SSH Web for Configuration Import/Export, Web for Firmware Upgrade Syslog Per VLAN mirroring Ethernet Copper connection diagnostic tool SFP with DDM MIBS, Client, Server, Relay, Snooping Support NTP/SNTP Device info/status, Ethernet port status</p>	<p><b>Physical Characteristics</b> Housing: Metal, fanless Protection Class: IP40 Dimensions: 63.5mmx157mmx110mm(W*H*D) Weight: 0.45kg Mounting: DIN-Rail or Panel mounting</p> <p><b>Power</b> Redundant Input Terminals 12-36VDC Reverse power protection</p> <p><b>Indicators</b> Power Status indication indication of power input status Ethernet port indication Link&amp;Speed</p> <p><b>Industry Standard</b> EMI: FCC CFR47 Part 15, EN55022/CISPR22, Class A EMS: IEC61000-4-2 (ESD): ±8kV (contact), ±15kV (air) IEC61000-4-3 (RS): 10V/m (80MHz-2GHz) IEC61000-4-4 (EFT): Power Port: ±4kV, Data Port: ±2kV IEC61000-4-5 (Surge): Power Port: ±2kV/DM, ±4kV/CM; Data Port: ±2kV IEC61000-4-6 (CS): 3V (10kHz-150kHz); 10V (150kHz-80MHz) IEC61000-4-16 (Common mode conduction): 30V (cont.), 300V (1s)</p>	<p><b>Machinery:</b> IEC60068-2-6 (Vibration) IEC60068-2-27 (Shock) IEC60068-2-32 (Free Fall)</p> <p><b>Approvals</b> CE, FCC, RoHS</p> <p><b>Power</b> Quality Assurance MTBF: 360,000 hrs Warranty: 3 years</p> <p><b>Environmental Limits</b> Operating Temperature: -40 to 85°C Storage Temperature: -40 to 85°C Ambient Relative Humidity: 5 to 95% (non-condensing)</p>
---	---	---	---

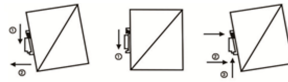
Power Access



5pin 5.08mm terminals  
Power Input: 12V-36VDC  
P1&P2 dual redundant power supplies,  
Support reverse connection protection function

Installation

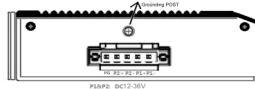
DIN-rail mounting



Panel mounting



Ground protection



Mechanical Drawing

